

Descrizione

La scheda Multirelais è un dispositivo del Fire Detection System, compatibile con i sistemi MD9800 e MD2010.

Essa è collegabile sul loop di rilevamento al fine di pilotare 16 contatti di relais liberi da tensione, configurabili in modo hardware come N.O. o N.C..

Ogni gruppo di 4 relais viene pilotato da un microprocessore dedicato, al quale corrisponde un indirizzo di oggetto FDS.

Description

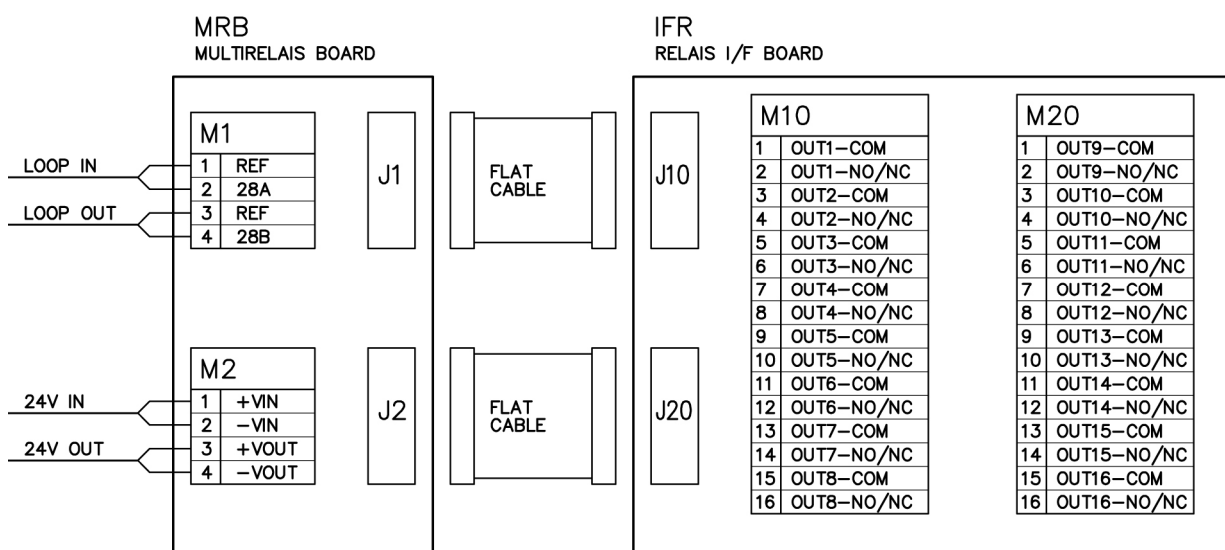
The multirelay board is a device of the Fire Detection System, it is compatible with the MD9800 and MD2010 systems.

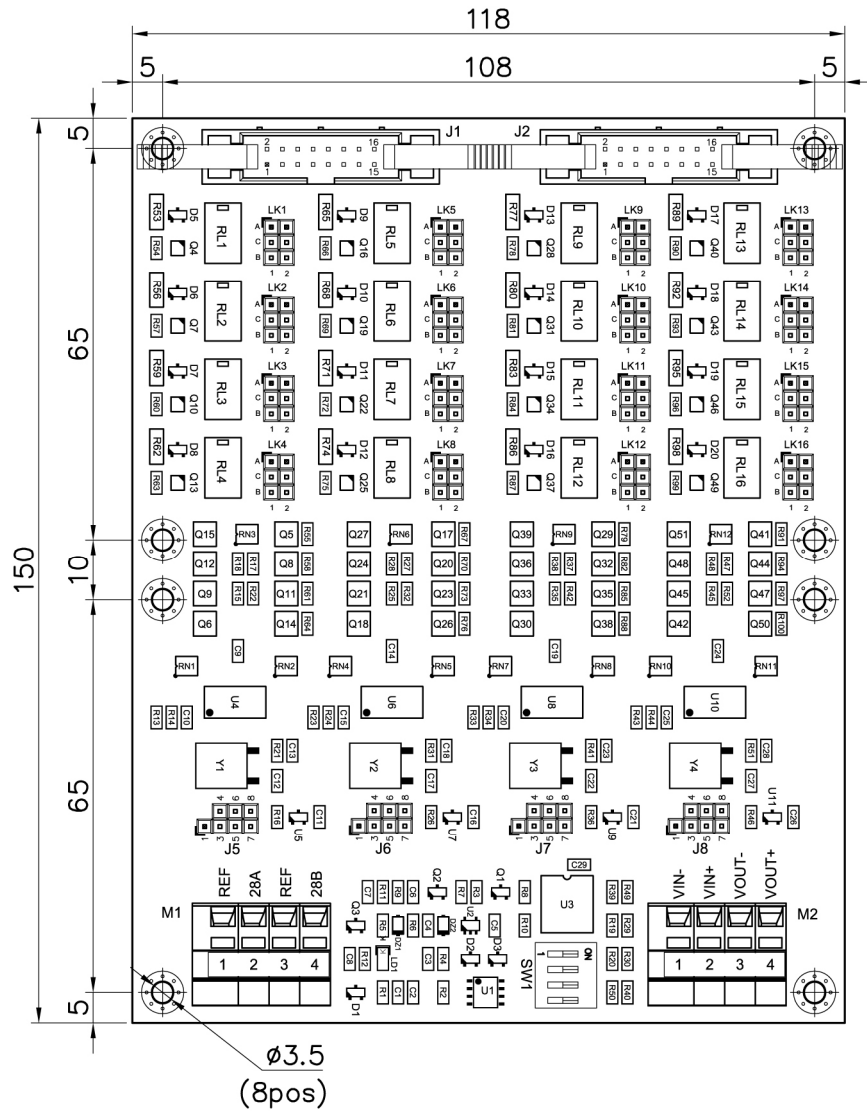
It is connected to detection loop in order to drive 16 voltage free relay contacts, configurable hardware such as NO or N.C..

Each group of 4 relays is controlled by a dedicated microprocessor, which correspond to an FDS object address.

Schema a Blocchi

Block Diagram

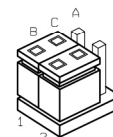




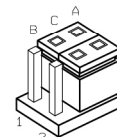
LINK SETUP
BOLD FONT FOR DEFAULT SETUP

LINK	RELE	N.O.	N.C.	J1 PIN
LK1	RL1	B-C	A-C	1-2
LK2	RL2	B-C	A-C	3-4
LK3	RL3	B-C	A-C	5-6
LK4	RL4	B-C	A-C	7-8
LK5	RL5	B-C	A-C	9-10
LK6	RL6	B-C	A-C	11-12
LK7	RL7	B-C	A-C	13-14
LK8	RL8	B-C	A-C	15-16

LINK	RELE	N.O.	N.C.	J2 PIN
LK9	RL9	B-C	A-C	1-2
LK10	RL10	B-C	A-C	3-4
LK11	RL11	B-C	A-C	5-6
LK12	RL12	B-C	A-C	7-8
LK13	RL13	B-C	A-C	9-10
LK14	RL14	B-C	A-C	11-12
LK15	RL15	B-C	A-C	13-14
LK16	RL16	B-C	A-C	15-16

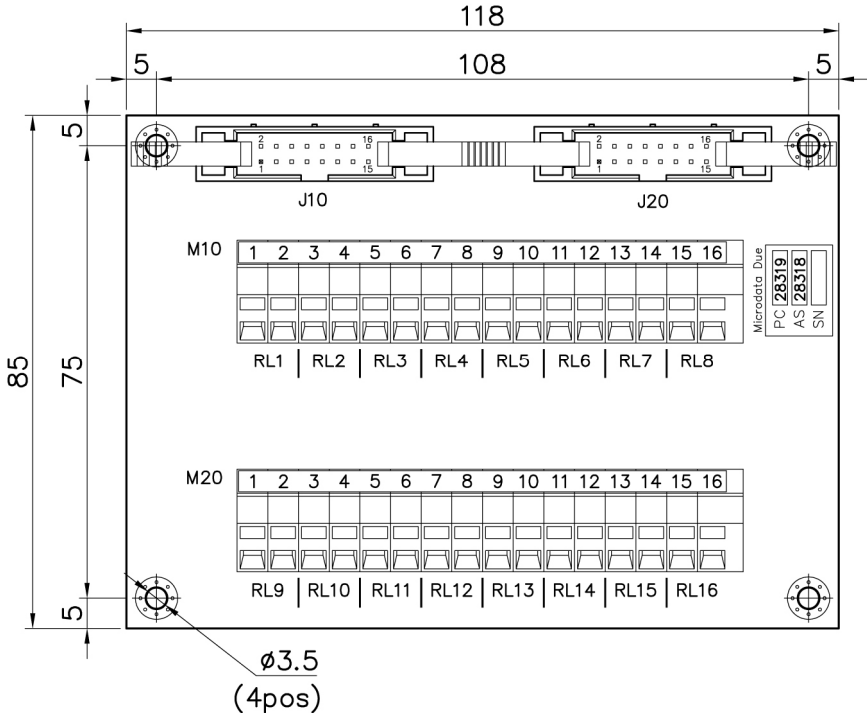


CLOSED B-C



CLOSED A-C

16 Output Multirelais Board



Relais Interface Board

Installazione

Montaggio Viti/Torrette M3

Connessioni Morsettiere a molla per cavi con conduttori di sezione compresa tra 0,75 ed 1,5 mm².

Installation

Fitting M3 screws/standoff

Connection Spring terminal block for wires cable; Wire section between 0.75 and 1.5 mm².

Codici di ordinazione**Order Code**

Modello <i>Model</i>	Codice <i>Part Number</i>	Descrizione <i>Description</i>
MRB Board	28186	16 Output Multirelais Board
IFR Board	28318	Relais Interface Board

Caratteristiche tecniche**Technical Features**

Alimentazione (Loop)
Power Supply (Loop) 24 Vdc (moduled)

Assorbimento (Loop)
Max Current (Loop) 2 mA

Temperatura di funzionamento
Operating temperature -5°C ÷ +55°C

Alimentazione Ausiliaria
Power Supply Aux 24 Vdc

Assorbimento massimo
MAX Current 200 mA